

This is used for example, if a partially done order has been returned to TMOL, you are able to create a New Order using spreading as the exclusion to finish the order.

The screenshot shows the TRACMAP interface with a table of orders. The 'Returned' filter is selected. Order 148215 is highlighted in green. The 'Actions' menu is open, and 'New Order' is selected. The 'New Order' dialog is shown with 'Exclusion' selected.

Order ID	Customer Name	Date From	Date To	Ordered Products	Jobs Returned By	Requested Coverage Area (ha)	Nominal Area (ha)	Real Area (ha)
148234	Large Farm Partnership	07/08/2015 12:00 AM	10/08/2015 12:00 AM	Sulphur Super 20 @ 300kg/ha	Demo 1	0.00	10.61	9.85
148233	Large Farm Partnership	07/08/2015 12:00 AM	10/08/2015 12:00 AM	Urea @ 85kg/ha	Demo 2	0.00	60.11	55.57
148229	Bill Jones Farm	07/08/2015 12:00 AM	10/08/2015 12:00 AM	DAP @ 78kg/ha	Demo 3	0.00	16.82	15.74
148228	Big Farm Partnership	07/08/2015 12:00 AM	10/08/2015 12:00 AM	Lime @ 3tonne/ha	Demo 2	0.00	28.35	16.28
148227	Large Farm Partnership	07/08/2015 12:00 AM	10/08/2015 12:00 AM	Superten @ 0kg/ha	Demo 3	0.00	23.49	21.86
148223	Unassigned	07/08/2015 12:00 AM	10/08/2015 12:00 AM		Demo 3	0.00	7.97	7.13
148222	Alan Smith	07/08/2015 12:00 AM	10/08/2015 12:00 AM		Demo 3	0.00	9.77	9.16
148221	Large Farm Partnership	07/08/2015 12:00 AM	10/08/2015 12:00 AM	DAP @ 150kg/ha	Demo 1	0.00	30.27	27.43
148219	Unassigned	07/08/2015 12:00 AM	10/08/2015 12:00 AM	Superten @ 0kg/ha	Demo 3	0.00	51.33	46.75
148218	Large Farm Partnership	07/08/2015 12:00 AM	10/08/2015 12:00 AM	20% Potash Super @ 250kg/ha	Demo 1	0.00	61.17	57.05
148217	Large Farm Partnership	07/08/2015 12:00 AM	10/08/2015 12:00 AM	Sulphur Super 20 @ 300kg/ha	Demo 2	0.00	567.02	533.40
148215	Bill Jones Farm	07/08/2015 12:00 AM	10/08/2015 12:00 AM	20% Potash Super @ 250kg/ha	Demo 1	28.43	19.33	17.91
148213	Contractor	07/08/2015 12:00 AM	10/08/2015 12:00 AM		Demo 1	0.00	0.00	0.00
148212	Contractor	07/08/2015 12:00 AM	10/08/2015 12:00 AM		Demo 3	3.62	0.00	0.00

Order ID: 148215

Contractor Reports: No reports
Customer Reports: No reports

Work Range End: 07/08/2015 8:50 AM
Last Returned: 22/07/2012 8:21 PM

Order ID: 148215
File Names: ID4_contractor_template_17-07-2012...
Customer Name: Bill Jones Farm
Due Date From: 07/08/2015 12:00 AM
Due Date To: 10/08/2015 12:00 AM
Contractor Name: Contractor
Order Name: Pot Super
Activity: Fertiliser
Status: Returned
Field Order: No
Order Notes: do "Petes Bk" 1st. Watch for wet drain in "Main Rd"

Estimated Product Total
Nominal Linear Length: 17.91 ha
Nominal Area: 17.91 ha
Real Area: 17.91 ha
Area Charged: 0.00 ha
Distance Working: 10.11 km
Distance Not Working: 5.01 km
Tank Size: 0L
Marker Counts: 1 0 6 0
Customer Email: N/A
Customer Phone: N/A
Order Type: Ground
Supplier: N/A
Urgency: None
Provider: N/A

Orders Loaded: 1/1

Original: Use the original job geometry to repeat the same order.
Coverage: Use spreading as coverage to treat the same paddocks again.
Exclusion: Use spreading as exclusion to finish a partially done order.


1. Click on **Jobs**
2. Click on **Returned**
3. Click on the job you want to Create an Order Using Existing Coverage Map
4. Click on **Actions**
5. Click on **New Order**
6. Click on **Exclusion**

The 'New Order' dialog box is shown with the 'Exclusion' option selected. The dialog has a close button (X) in the top right corner. The 'Original' option is highlighted in green. The 'Exclusion' option is highlighted in blue and has a red callout '6' pointing to it. The 'Cancel' button is at the bottom right.

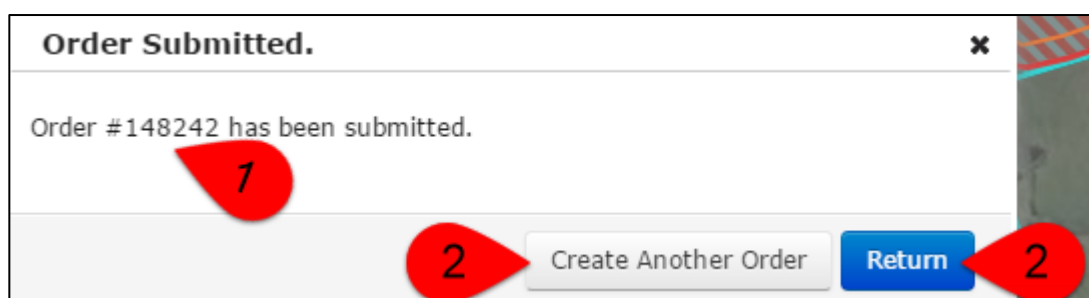
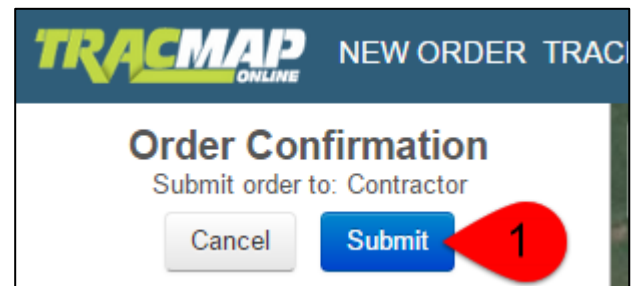
Next
Page

How to create an order using an existing coverage map

1. Click on **Submit**



1. Click on **Submit** again to confirm order



1. New **Order ID** created
2. Either **Create Another Order** or **Return** to main screen

[Next Page](#)[Previous Page](#)

The screenshot shows the TRACMAP software interface. The top navigation bar includes 'NEW ORDER TRACKING MAPS JOBS SCHEDULING ADMIN' and 'DEMO'. The sidebar on the left contains several sections: 'Order Details' (with buttons for Close, Save Draft, Submit), 'Products' (with a dropdown menu and a 'Select Product' button), and 'Order History' (with a search bar and 'Browse Order History...' button). The main area displays an aerial map with a cyan coverage map overlaid. The map shows several fields with orange hatched areas. Red callout numbers 1 and 3 point to the 'Treatment: 10.08 ha', 'Exclusion: 0.00 ha', and 'Net: 10.08 ha' information. Yellow callout numbers 2 point to the orange hatched areas on the map. Red callout numbers 4, 5, 6, and 7 point to the 'Order No.', 'Order Name', 'Coverage %', and 'Order History' sections in the sidebar, respectively.

1. Area to be applied product to
2. These are the Exclusions which have had product applied to
3. Optional: Fill in **Dates** and **Times**
4. Optional: **Order No**
5. Order Name: Carried over from original order
6. Click on **Products**
6. Coverage will be automatically entered in from previous order
6. Product will be automatically entered in from previous order
7. Click on **Order History**
7. This is the original **Order ID**

Previous
Page